

**TEXAS EDUCATION AGENCY
2018 Charter School Performance Framework (CSPF)**

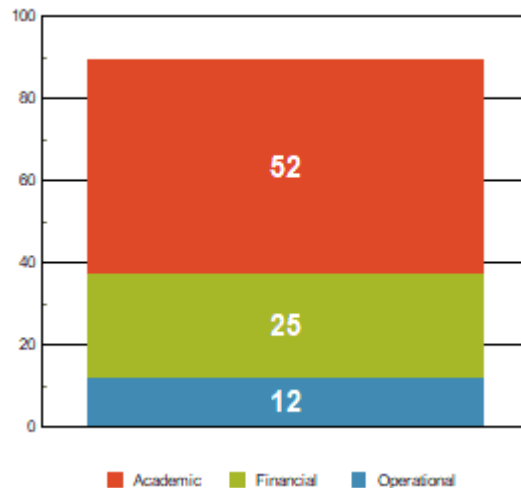
**HARMONY SCIENCE ACAD (EL PASO)
071806**

2018 Accountability Procedures: Standard	Enrollment: 3,565
2018 Accountability Rating: A	Grades Served: PK-12
2018 Charter FIRST Rating: A - Superior	Number of Campuses: 5
2018 Accreditation Status: ACCREDITED	Start Date: August 14, 2006
	Superintendent: Mr. Fatih Ay

The Charter School Performance Framework report is an overall district-level report that is designed to provide parents, the public, charter operators, and the authorizer with information about each charter school's performance. The CSPF includes three frameworks that measure the academic, financial, and operational performance of a charter school.

Overall Score: 90

Framework	Score	Weight	Weighted Score
Academic	87	60%	52
Financial	100	25%	25
Operational	80	15%	12
TOTAL			90



Meets Expectations

(Total is at or above 60)

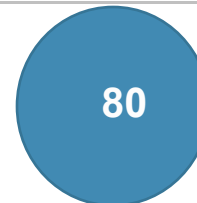
Academic Framework



Financial Framework



Operational Framework



The [2018 Charter School Performance Framework Manual](#) describes the 2018 indicators, ratings, performance expectations, data sources, and other helpful information.

Academic Framework

Indicator	Points	Score	Weight	Weighted Score
1a Overall A-F Score	94 out of 100	94	60%	56
1b Academic Achievement (Domain 3 – Closing the Gaps)	86 out of 100	86	20%	17
1c English Proficiency (Domain 3 – Closing the Gaps)	10 out of 10	100	10%	10
1d Campus Status	4 out of 10	40	10%	4
TOTAL				87



Meets Expectations

(Total is at or above 60)

Financial Framework

Indicator	Points	Score	Weight	Weighted Score
2a Overall Charter FIRST Score	100 out of 100	100	60%	60
Short-Term Solvency				
2b Cash on Hand	10 out of 10	100	10%	10
2c Assets to Liabilities	10 out of 10	100	10%	10
Long-Term Solvency				
2d Revenues Equal or Exceed Expenses	10 out of 10	100	10%	10
2e Debt Service Coverage Ratio	10 out of 10	100	10%	10
TOTAL				100



Meets Expectations

(Total is at or above 60)

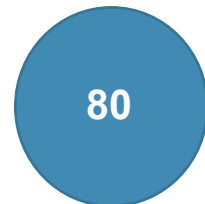
Operational Framework

Rating	Indicator
✓	3a Teacher Qualifications
✓	3b Special Pop Program Requirements
✗	3c BE/ESL Program Requirements
✓	3d CTE Program Requirements
✓	3e Governance Reporting
✓	3f Training Requirements
✓	3g Criminal Record Reporting Requirements
✗	3h PEIMS Reporting
✗	3i TREx Usage
✓	3j Certificate of Occupancy Requirements
✓	3k Administrative Cost Ratio
✓	3l Maintenance of 501(c)(3) Status

Rating	Indicator (Cont.)
✓	3m 50% of Students in Tested Grades
✓	3n Child Nutrition Program Eligibility
✓	3o Assessment Material Handling
TOTAL Points Earned / Points Evaluated * 100	

Meets
 Does Not Meet
 Far Below
 NA

$$12 / 15 * 100 =$$



Meets Expectations

(Total is at or above 60)